

Wire Wound Chip Common Mode Choke Coil – SDCW Series

Operating Temp. : -40°C~+85°C



FEATURES

- Winding type realizes small size and low profile
- Prevention of common mode noise at high frequency
- 30Ω~2200Ω are optional for different noise level and signal frequency
- Excellent solderability

APPLICATIONS

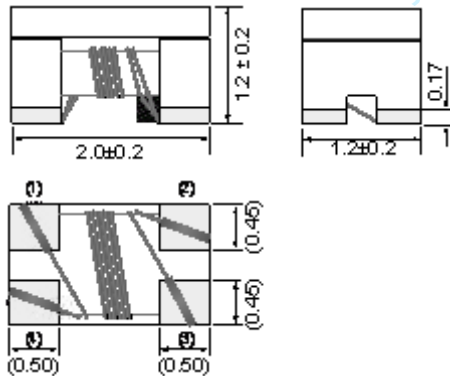
- USB2.0 of PC, peripheral equipments, small digital AV equipments, etc.
- LVDS lines of Note PC, LCD
- Audio lines

PRODUCT IDENTIFICATION

<u>SDCW</u> ①	<u>2012</u> ②	<u>(L)</u> ③	<u>-2</u> ④	<u>-900</u> ⑤	<u>T</u> ⑥	<u>F</u> ⑦																																
①	②	③	④	⑤	⑥	⑦																																
<table border="1"> <tr><td colspan="2">Type</td></tr> <tr><td>SDCW</td><td>Winding Type Common Mode Choke Coil</td></tr> </table>	Type		SDCW	Winding Type Common Mode Choke Coil	<table border="1"> <tr><td colspan="2">External Dimensions (LxW) (mm)</td></tr> <tr><td>2012 [0805]</td><td>2.0×1.2</td></tr> <tr><td>3216 [1206]</td><td>3.2×1.6</td></tr> </table>	External Dimensions (LxW) (mm)		2012 [0805]	2.0×1.2	3216 [1206]	3.2×1.6	<table border="1"> <tr><td colspan="2">Code</td></tr> <tr><td>L</td><td>Larger Current</td></tr> </table>	Code		L	Larger Current	<table border="1"> <tr><td colspan="2">Number of Lines</td></tr> <tr><td colspan="2">2</td></tr> </table>	Number of Lines		2		<table border="1"> <tr><td colspan="2">Impedance</td></tr> <tr><td>Example</td><td>Nominal Value</td></tr> <tr><td>900</td><td>90Ω</td></tr> </table>	Impedance		Example	Nominal Value	900	90Ω	<table border="1"> <tr><td colspan="2">Packing</td></tr> <tr><td>T</td><td>Tape & Reel</td></tr> </table>	Packing		T	Tape & Reel	<table border="1"> <tr><td colspan="2">Hazardous Substance Free Products</td></tr> <tr><td colspan="2">F</td></tr> </table>	Hazardous Substance Free Products		F	
Type																																						
SDCW	Winding Type Common Mode Choke Coil																																					
External Dimensions (LxW) (mm)																																						
2012 [0805]	2.0×1.2																																					
3216 [1206]	3.2×1.6																																					
Code																																						
L	Larger Current																																					
Number of Lines																																						
2																																						
Impedance																																						
Example	Nominal Value																																					
900	90Ω																																					
Packing																																						
T	Tape & Reel																																					
Hazardous Substance Free Products																																						
F																																						

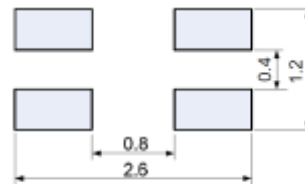
SHAPE AND DIMENSIONS

SDCW2012 Type



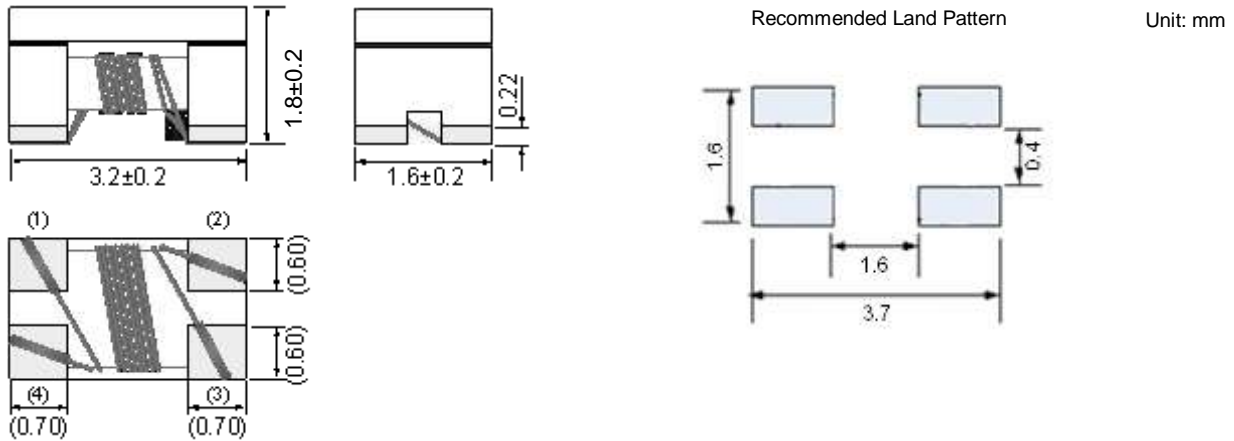
Recommended Land Pattern

Unit: mm



SHAPE AND DIMENSIONS

SDCW3216 Type



SPECIFICATIONS

SDCW2012(L) TYPE

Part Number	Common Mode Impedance @100MHz	Max. DC Resistance	Max. Rated Current	Rated Voltage	Min. Insulation Resistance
Units	Ω	Ω	mA	Volts	M Ω
Symbol	Z	DCR	I _r	V _{DC}	IR
SDCW2012-2-300TF	30±25%	0.20	450	50	10
SDCW2012-2-670TF	67±25%	0.25	400	50	10
SDCW2012-2-750TF	75±25%	0.25	400	50	10
SDCW2012-2-900TF	90±25%	0.35	330	50	10
SDCW2012-2-121TF	120±25%	0.30	370	50	10
SDCW2012-2-181TF	180±25%	0.35	330	50	10
SDCW2012-2-201TF	200±25%	0.40	300	50	10
SDCW2012-2-221TF	220±25%	0.40	300	50	10
SDCW2012-2-261TF	260±25%	0.40	300	50	10
SDCW2012-2-361TF	360±25%	0.45	280	50	10
SDCW2012-2-371TF	370±25%	0.45	280	50	10
SDCW2012-2-471TF	470±25%	0.77	240	50	10
SDCW2012-2-601TF	600±25%	0.55	200	50	10
SDCW2012-2-751TF	750±25%	0.70	180	50	10
SDCW2012-2-901TF	900±25%	0.80	150	50	10
SDCW2012-2-102TF	1000±25%	0.80	150	50	10
SDCW2012L-2-900TF	90±25%	0.19	400	50	10
SDCW2012L-2-121TF	120±25%	0.22	370	50	10
SDCW2012L-2-201TF	200±25%	0.25	350	50	10

SDCW3216 TYPE

Part Number	Common Mode Impedance @100MHz	Max. DC Resistance	Max. Rated Current	Rated Voltage	Min. Insulation Resistance
Units	Ω	Ω	mA	Volts	M Ω
Symbol	Z	DCR	I _r	V _{DC}	IR
SDCW3216-2-900TF	90±25%	0.30	370	50	10
SDCW3216-2-161TF	160±25%	0.40	340	50	10
SDCW3216-2-261TF	260±25%	0.50	310	50	10
SDCW3216-2-601TF	600±25%	0.80	260	50	10
SDCW3216-2-102TF	1000±25%	1.00	230	50	10
SDCW3216-2-222TF	2200±25%	1.20	200	50	10

※: Products with other electrical characteristics can be provided upon customer's request. Please contact your local sales.

